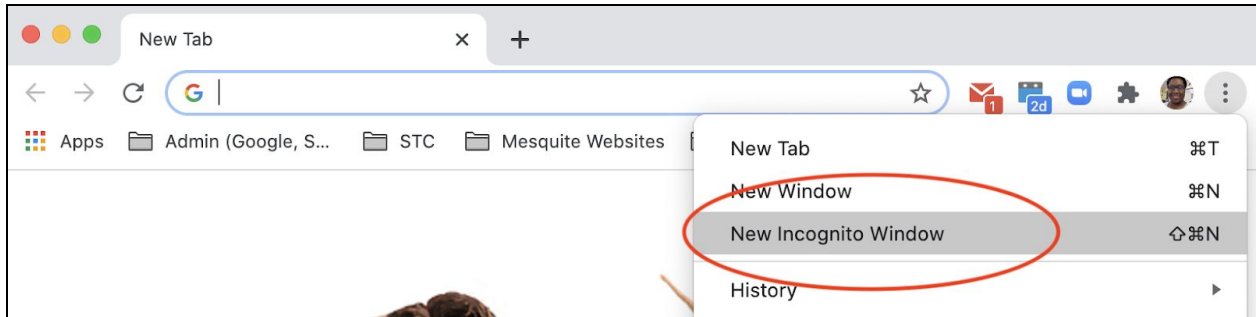



If your child is having problems signing into Schoology, please try these steps below:

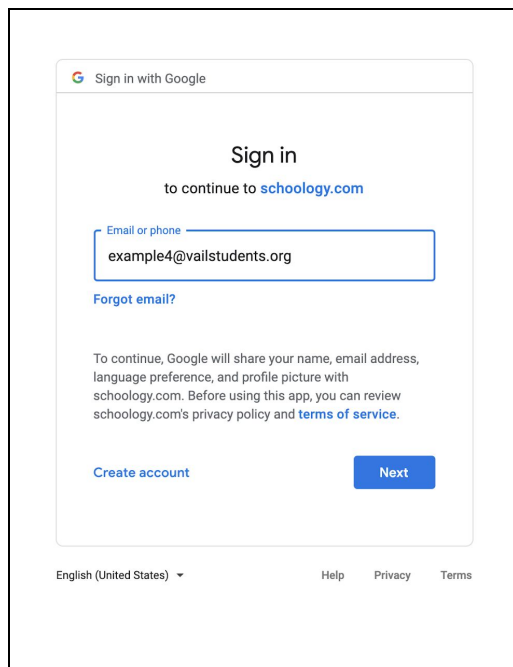
1. On a computer, open the chrome browser. Click the 3 dots in the upper right corner and choose 'New Incognito Window'.



2. Type in vail.schoology.com into the address bar.



3. Type in the student's whole email address: xxxxxxx@vailstudents.org Then click 'Next'.



4. Type in the student's whole password: xxxxxx-xxx Then click 'Next'.

Sign in with Google

Welcome

mes_testing@vailsstudents.org

Enter your password

123456-R78

To continue, Google will share your name, email address, language preference, and profile picture with schoolology.com. Before using this app, you can review schoolology.com's privacy policy and [terms of service](#).

[Forgot password?](#) [Next](#)

English (United States) ▾ [Help](#) [Privacy](#) [Terms](#)

5. Then their home screen will show and they should be able to access all assignments.

If this still doesn't work, please email Caroline Marvin at marvinc@vailschooldistrict.org.